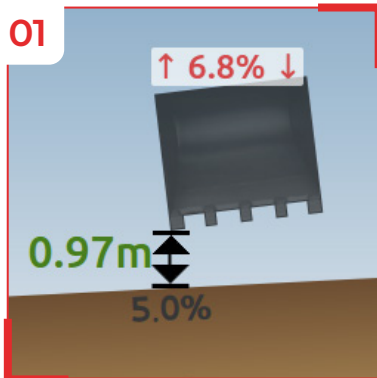


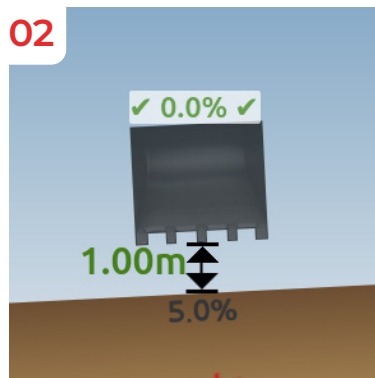
AUTOMATIC SELECTION OF BUCKET REFERENCE

The cursor shows the exact measurement point on the bucket.

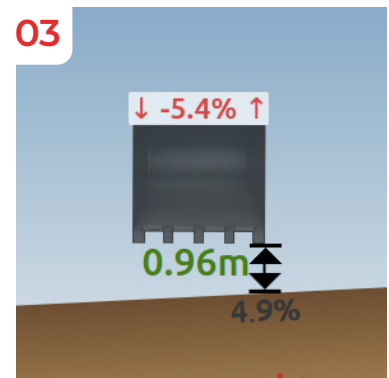
Depending on the bucket angle, the software automatically shifts left or right to indicate the shortest distance between the bucket and the surface.



01 The left tooth is nearest to the surface.

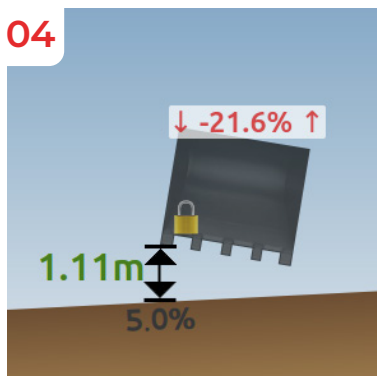


02 All teeth are the same distance from the surface.

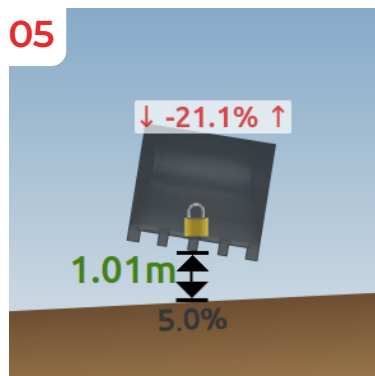


03 The right tooth is nearest to the surface.

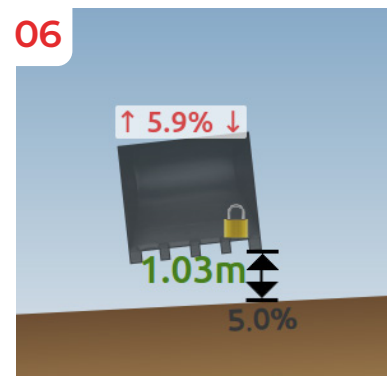
When taking measurements, you can set the bucket reference position by tapping directly on one of the bucket teeth shown on the screen:



04 Left tooth reference.



05 Centre tooth reference.



06 Right tooth reference.